



How to make \$100+ per day
with Instagram and a few
minutes of simple Work...

By: Bobby Walker

Contents

Introduction To Instagram	3
Instagram Basics	4
How To Make Money Online	6
Affiliate Marketing Basics	7
3 Steps To \$100 Per Day	9
Build Your Following Fast	12
Scaling Up Your Income	14
Conclusion	16



Introduction To Instagram

Unless you've been living under a rock, you're very likely familiar with Instagram. Instagram was founded in October of 2010, and it has quickly become one of the world's most popular smartphone apps.

Instagram is ALL about sharing with your friends...

Initially, it was a photo sharing app, but now people are able to share photos, videos, and even complete stories about what they're doing on Instagram.

Instagram quickly caught on, and had over 300 million users by early 2015. Of course, this caught the attention of Facebook which acquired Instagram for \$1 Billion.

In a world like ours that moves fast, you can tell an entire story with an image or a video, which is why Instagram is not only an awesome app to use on a daily basis, but it can also be used in business to build a following, drive traffic, and make money.



Instagram Basics

There are a few things we need to cover about Instagram to make sure you fully understand how things work before digging into things. After covering all of this, we will circle back and show you how to use the power of Instagram to start making \$100+ per day online.

You'll be blow away by just how simple this is all is, so hang on tight...


Things You Must Understand About Instagram:

Setting up your account – Instagram is a mobile platform, so you need a smartphone (iPhone or iOS) to the get the most out of it. Recently, there are some workarounds that have been developed that let you use Instagram from your desktop computer. [Bluestack](#) is the most popular workaround, and it's an option for you if you don't have access to a smartphone.

Private/Public account – By default, your Instagram account is public, although you can change it to private. That means only people you approve can “follow you” and view what you post. This is NOT recommended when you're using Instagram for business purposes.

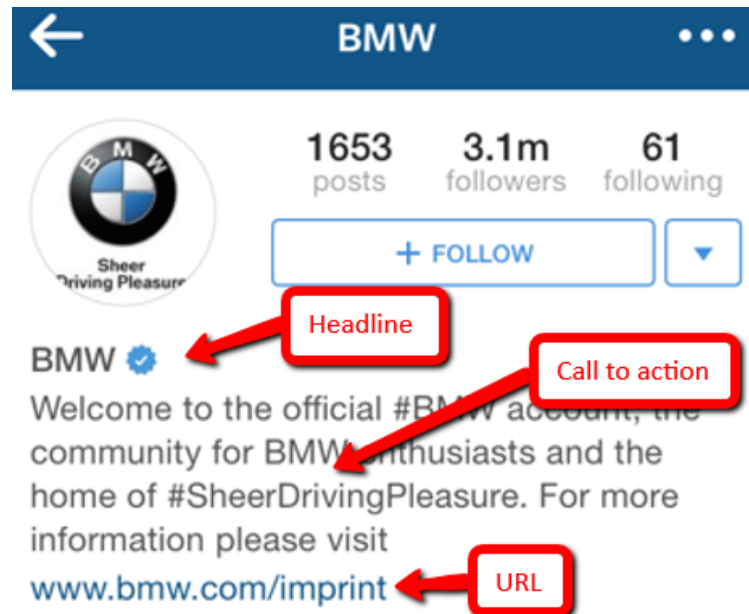
Add a profile photo – When you setup your account, you'll be able to add a profile photo. Since Instagram is about sharing images and videos, it's crucial that you add a photo. We'll talk about some photo types that make sense when we get going with the \$100 per day strategy in a few minutes. Just make sure you understand that this is important.

Comments, likes, and hashtags – We'll cover a bit more about all three of these, but it's important you understand them. A like is when you click the heart shaped icon and “like” someone's photo or video. A comment is when you “comment” on someone's image or video. And a “hashtag” is a way to GROUP photos and get followers (more on this)....



Instagram Basics Part #2

Properly Completed Instagram Profile:



Comments and Likes:



How To Make Money Online

Before explaining the exact method you'll be using to get you to \$100 per day, I want to first reveal the secret to making money online that doesn't require you to create a product or do anything complicated.

Let's imagine you have a big problem. Summer is just around the corner, and you've been asked to go on a tropical cruise with friends. You get excited, but then the thought of getting into your bathing suit quickly kills any excitement you might have had. You've put on some pounds over the winter months, and you want to look your best on this trip.

If you're like most people, the first thing you do when you have any problem that needs solving is you go online. You may find some free information here and there, but there are some GREAT paid courses and training programs online for just about ANYTHING you can imagine.

Courses like this...

Finally, an amazingly effective way to get a flat belly
FAST, no matter if you're 35, 55 or even 75...

**Claim Your FREE Copy Of My 'Flat Belly Fast'
DVD, And Discover How To Look 10 Pounds
Leaner... In Only 10 Days!**



Affiliate Marketing Basics

And that's just one of many information courses that people can purchase online to help them solve their problems. In fact, there are entire marketplaces online filled with courses like this that **will pay you a commission** if you send people to it and get them to buy.

Just look at this at how much you can make when you send someone to one of these courses...

MARKETPLACE

Choose from thousands of great products to promote

Find Products:



☒ All Categories ☐ Current Category



Advertisement

Resources

Recently Removed

Reset Filters and Attributes

Filters

Gravity

0 100+

Avg \$/sale

\$0 \$150+

Initial \$/sale

\$0 \$100+

Avg Rebill Total

\$0 \$200+

Results

[Marketplace Help](#)

Displaying results 1-10 out of 304 (pg. 1 of 31)

Results per page: 10 ▼

Health & Fitness : Diets & Weight Loss

Sort results by:

Popularity ▼

☐ Low to High

☒ High to Low

Lean Belly Breakthrough (view mobile)

New Conversion Machine With \$61 Acv From Best Selling Author Bruce Krahn. The 2-minute Ritual Proven To Eliminate 1 Pound Per Day Of Dangerous Belly Fat. Email Affiliates@ebodi.com For 90% Commissions! <http://www.leanbellybreakthrough.com/affiliates.ht ml>

Avg \$/sale

\$38.55

PROMOTE

Stats: Initial \$/sale: **\$38.55** | Avg %/sale: **85.0%** | Avg Rebill Total: **\$0.00** | Avg %/rebill: **1.0%** | Grav: **99.09**

Cat: **Health & Fitness : Diets & Weight Loss**



3 Week Diet - Affs Making \$52,000+ Daily! Huge Improvements! Relaunch! (view mobile)

Is This The Next Fat Diminisher? Great Compelling Video & Product Marketed For Fast Weight Loss Which Is What Dieters Really Want! Plus Four Upsells! You Get 75% On Everything! Conversions Over 7% With \$2.48 Epc. Relaunched At www.3weekdiet.com/affs

Avg \$/sale

\$30.43

PROMOTE

[Vendor Spotlight](#)

Stats: Initial \$/sale: **\$29.58** | Avg %/sale: **75.0%** | Avg Rebill Total: **\$12.52** | Avg %/rebill: **75.0%** | Grav: **213.49**

Cat: **Health & Fitness : Diets & Weight Loss**



Finding A Product

Many courses like these sell for anywhere from \$17 to \$197, and you can collect an average commission of 50-75% for just sending people to a special link. Every time they buy, you get paid.

And it's not just weight loss stuff. There are digital products that cover just about everything from credit repair, to how to make money online, to curing acne. The sky is the limit...

All you have to do is find a product to promote, send some people that are interested in the product to your unique link, and then you get paid... sometimes even instantly into your PayPal account.

The first step is picking a product to promote, and then I'll show you how to use the power of Instagram to send targeted traffic so you can start making money fast.

These are the top places to find products to promote...

#1 – JVZoo.com – Highly recommended because there are a lot of products in the marketplace to choose from and some of the products will pay INSTANTLY into your PayPal account.
(Click the link to sign-up as an affiliate for FREE).



#2 – Clickbank.com – Massive marketplace with all sorts of products across every niche imaginable. They also offer multiple payout options.
(Click the link to sign-up as an affiliate for FREE).



3 Steps To \$100+ Per Day

Step #1 – Find A Product That You Can Easily Promote On Instagram

When you think about what works well with Instagram, you need to think about groups of people that respond well to shared images.

Health, wealth, and relationships are the top markets for getting a bunch of followers and traffic on Instagram that you can send to information products and make money. These people are passionate and will engage with you (like, share, and comment).

For example, you can build an Instagram account around losing weight and post images of people getting results with certain exercises. It's really easy to then promote a weight loss or fat-burning product.

Making money online is another great one. You can show images and memes centered around success and link to a "make money online" product or biz opp.

You get the idea...

Step #2 - Setup Instagram Account And Build A Following

Your Instagram account **MUST** have one focus. You will struggle to promote weight loss products and products focused on fixing your relationship.


When you setup your account, the bio, the name, and the image should all be related.

Step #3 - Send Traffic To Your Affiliate Link In Your Bio And Make Money

On the next page, you'll see an example of an Instagram bio that's setup the right way with a "bio" link. When you get your affiliate link, you'll put it in the "bio" section. **NOTE:** You can change this out anytime you wish.

Adding Your Affiliate Link

Here's an example of an Instagram page with a bio link...



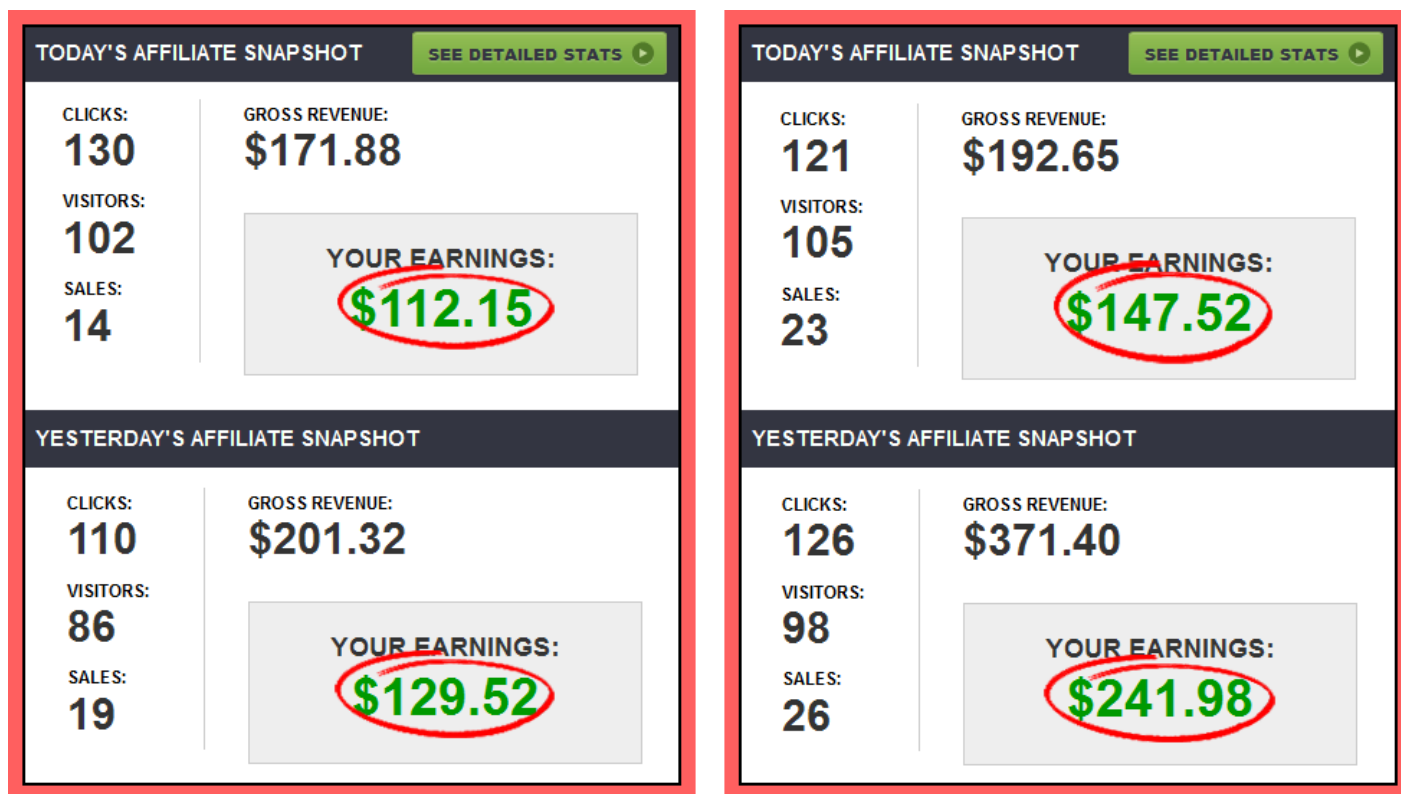
Best Practices When Adding Your Affiliate Link To Your Instagram Account:

1. You can change your links out anytime you want.
2. It's crucial that the offer you are promoting is related to the audience you're building on Instagram.
3. "Masking" your affiliate link makes it look prettier and also helps you get more clicks – I recommend [ClickMagick](#) for this... It's fast and easy.
4. If it ain't broke, don't fix it. If something is selling well, don't change it out... If sales on an offer slow down, it's a good idea to try out other products.
5. You can also use the bio link to build an email mailing list to maximize your profits and make even more money (more on this in the "Scaling Up Your Income" section).

Let's Do Some Math...

Let's break this down and look at how easy it is to make \$100+ per day with just a few minutes of simple work each day...

Below you'll see some screenshots of my results with this simple method with a product I promoted from JVZoo.



The average product you'll be promoting sells for \$47.

The average rate of commissions is 75% on most affiliate products.

75% of \$47 is \$35.25 per sale.

$\$35.25 \times 3 \text{ sales per day} = \$105.75 \text{ in commissions paid instantly into PayPal.}$

As you can see, getting to \$100+ per day is pretty simple when you match up targeted traffic with a problem that really solves a problem and meets a need.

Build Your Following Fast

The bigger, and more targeted your Instagram following, the more money you'll make. Here are some strategies you can use today to quickly build your following...

Follow others to get followed

Search for some of the biggest Instagram accounts in the niche that you're focusing on and engage with them. Follow them, like their posts, and most importantly, comment sincerely. With a solid bio and image, you will get followers this way.

Content is king!

As you build followers, make sure you post engaging content. Encourage your followers to share content and engage with content, and post images that people want to share.

#Hashtag the right way

Almost everyone uses hashtags wrong... Do NOT focus on the most popular hashtags because they get thousands of images uploaded every minute. You will NEVER get traction this way. Everyone else is doing this, so when others zig, you need to zag.

You can have up to 30 hashtags per post. Look for hashtags that are less popular but make sense with your niche. They will get shared and you will get found and grow an engaged following fast.

Look at the less popular hashtags that popular pages are using. Those are ripe for the picking and will get your images viewed, liked, shared and get your followers.

The goal is to target hashtags with more than 10,000 images and less than 150,000 with EACH POST.

Where To Get Content

As we mentioned before, content on Instagram is very important.

You need images and video that resonates with your target market. The more your followers share, comment, and like, the bigger your following will get. You'll also find that an engaged audience is FAR more likely to click on your links and buy stuff.

Here are some ways to get content fast for your Instagram account:

Original Content

This takes a little work, but you can take your own photos. People love original content, and will engage with it better than almost anything else. Just remember, that you don't

Repost Other's Content

You don't want to overdo this, but it's a great way to get your profile filled up with content. You can simply find images that people are engaging with related to your audience and repost them.

Quotes

If all else fails, popular quotes can do well. You can simply open up paint, type the quote, save and upload.

Memes

People LOVE memes. You've seen them all over the internet, and they get shared like crazy. Of course, if you see a cool meme out there, you can repost it. You can also create your own.

Find FREE images here → [Pixabay](#)

Create memes here → [IMGFlip](#)

Scaling Up Your Income...

When you merely post an affiliate link in your bio, you will make some sales, but there is a better way to do things... Email marketing.

Sure, it's great to have a following on Instagram, but when you can siphon the most interested followers to an email list, you can more effectively promote affiliate offers and quickly scale up your income.

The power of email is that you own that list, and it's much easier to build a relationship with people via email than by simply posting images on Instagram.

So, this is what it looks like...

1. Build a targeted following on Instagram
2. Link to an opt-in page in your bio (Usually you will give someone a free report or let them know that they are joining a newsletter that will help them get what they're looking for). It's easy to setup an opt-in page with this service → [Leadpages](#)
3. After opt-in, you can setup an autoresponder series that emails your subscribers automatically
4. You can have a 3, 5, or even a 7 email autoresponder series that sells a different affiliate product to your subscribers in sequence.



Think about how powerful this is...

- You're able to make more sales because you're doing more preselling for every affiliate offer
- You can sell more products to each person which increases your profit per subscriber
- Your autoresponder series works while you're sleeping to make you money – You do a little work once and just keep getting paid for it over and over!

Setting Up Your Email List

If you're not familiar with getting your email list setup, it's a pretty simple process.

You have a couple of options...

AWeber – Get started today with a FREE trial



GetResponse – Get started today with a FREE trial



Once you get your email marketing account setup, you simply integrate with a service like Leadpages to quickly setup your opt-in page or you can hire a designer to do it (I highly recommend Leadpages for simplicity and speed).

You can get the emails for your autoresponder by writing your own, hiring a writer using a site like Upwork, or you can use the email “swipes” that come with most affiliate offers (this is the fastest way to get things going). If you don't see the swipe emails after getting approved, just send an email over to the product owner and they will take care of you.

You then load-up your email autoresponders into your email service, post the link to your autoresponder on your Instagram profile, and sit back as you build a subscriber lists and make sales on autopilot.

Over time, this just builds bigger and bigger. You can make a lot more than \$100 per day when you do things this way. Six figures is definitely possible when you start scaling things up.

Conclusion

I can't wait for you to get started with this simple method for making \$100+ per day with just a small amount of work. The GREAT thing about this method is that each day you do this, your income will just grow bigger and bigger.

This can be done on a very part-time basis and generate a LIFE-CHANGING level of income. Don't wait to get started!

The sooner you get going with this, the sooner you will make money.

Thanks for reading and make sure to take action today! 😊



Here's To Your Success!

Recommended

Intelligynce – Powerful Ecommerce Product Research Software



Intelligynce platinum is a powerful software tool that allows you to spy on over 180,000 Shopify Stores and over 750,000 products. You can filter the search results in a number of ways to find products that are in-demand and actually selling.

This online web software can be accessed from any device with a web browser and an internet connection. Including, PC, Mac, and tablets.

Using the Intelligynce software, you can quickly uncover top performing products you can sell in your own eCommerce stores. It doesn't matter what eCommerce platform you are using, such as Shopify, WooCommerce, or Magento, you can use Intelligynce to get the products you need to easily increase your profits.

When you get ready to start selling a product yourself, with a click of the mouse, you'll be able to find the product on AliExpress so you can start making money right away. (or use the bonus Ali Inspector software to quickly find related products on the popular AliExpress.com wholesale website)

This tool will literally save you countless hours of research and help you to completely avoid trial and error.

www.Intelligynce.com (includes bonus Ali Inspector desktop software)

Recommended

Amasuite 5 – Powerful Amazon Research Software



Amasuite 5 uncovers the products & keywords that will make you money on Amazon and contains several desktop apps that run on both Mac & PC.

Ama Top Product Analyzer - This powerful software is used to extract and analyze all the top 100 categories from the US and UK Amazon sites! This software helps you find products to sell if you have no idea where to start. Let this software do it for you!

Ama Search Analyzer - Powerful software used to extract and analyze products from Amazon for any given search phrase. Use this software to get beyond the top 100 to uncover even more hidden gems! This software really helps get more information about products and uncovers hidden top performing products you would have never thought of!

Ama Keyword Generator - Powerful software that extracts the exact keywords people are searching for right now by using four of the major online eCommerce websites in the world! Use the software to get the exact keywords you need for your Amazon product listings to increase your product rank and position in the Amazon search results.

Ama Review Analyzer - This brand new powerful software helps you uncover the BEST product ideas to private label as an Amazon seller! This software is used to extract product reviews and analyze the benefits and problems of the products, giving you the ability to come up with 100's of private label product ideas to sell on amazon.

www.AmaSuite.com (includes bonus Ali Inspector desktop software)

Recommended

Fresh Title & Title Analyzer



Powerful one-click software that gives you instant access to thousands of proven titles and headlines for any content you need. Fresh title will automatically generate a proven title or headline for any content you want using 4 powerful built-in tools!

Also included, is the bonus Title Analyzer software. This is a new breakthrough software that can tell you if a given headline will convert well or totally suck! Imagine knowing which one of your headlines will convert more clicks, leads, and sales without even testing!

www.FreshTitle.com (both software work on Mac & PC)